



14th Annual International Conference, 2024

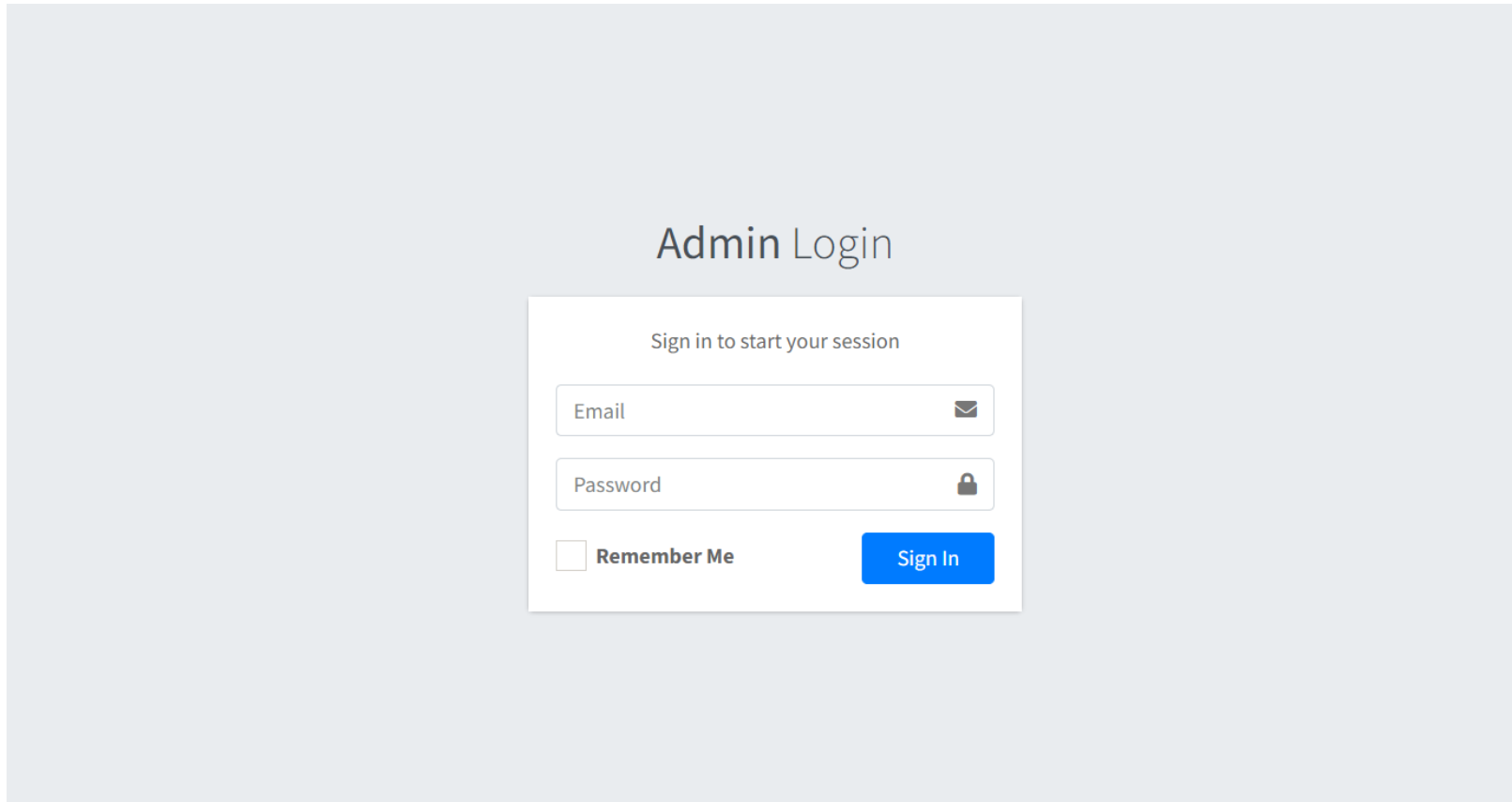
COMPARATIVE EDUCATION SOCIETY OF INDIA (CESI)

STEPS for Rigs User for review abstract

Step 1: Visit On this Link

<https://cesi.presentyourpaper.org/app/adminLogin.php>

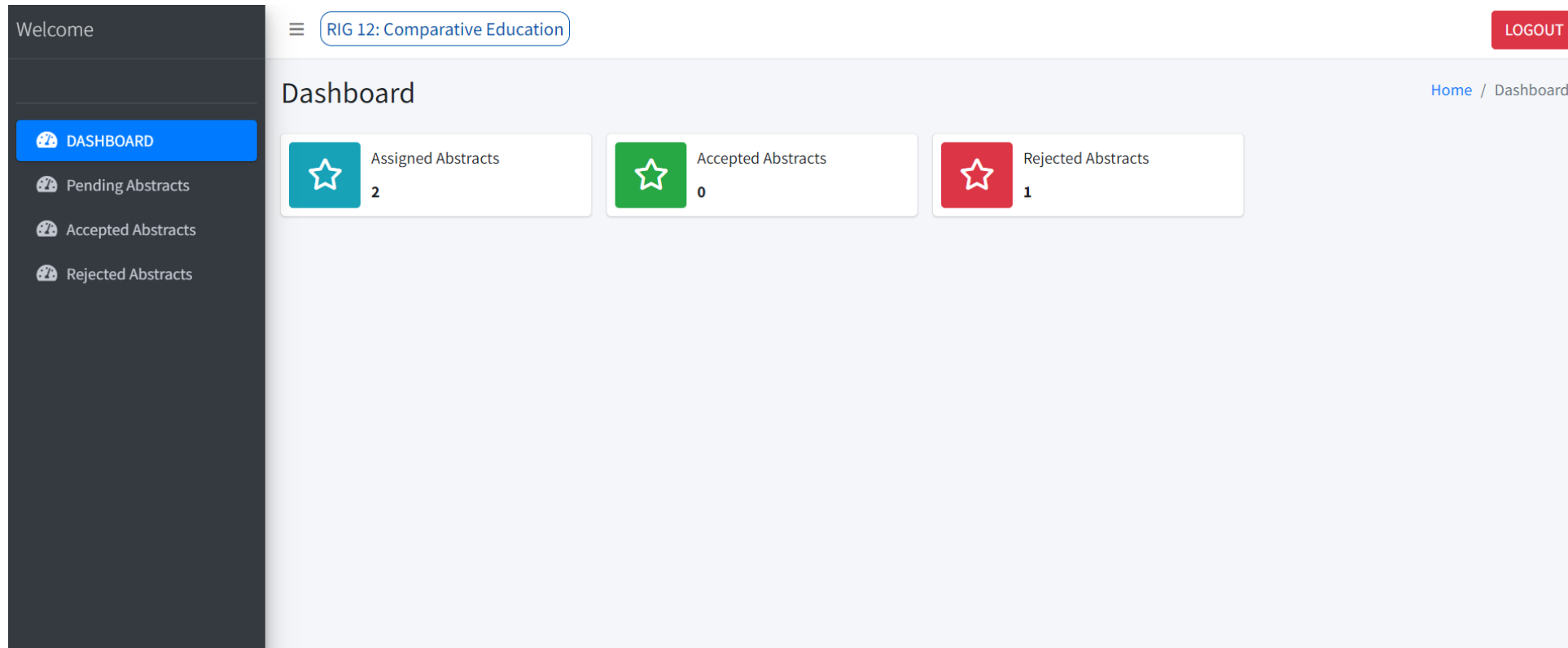
"You will need to log in with your registered **Rigs email ID** and **password**. We will send it to your Rigs email ID."



The image shows a screenshot of an "Admin Login" form. The form is centered on a light gray background. At the top, the text "Admin Login" is displayed in a dark gray font. Below this, the instruction "Sign in to start your session" is shown in a smaller, lighter gray font. The form contains three input fields: "Email" with an envelope icon, "Password" with a lock icon, and a "Remember Me" checkbox. A blue "Sign In" button is positioned to the right of the "Remember Me" checkbox.

Step 2:

"After logging in, you will be directed to the Dashboard. Here, you can find the number of abstracts assigned, the number of abstracts you have accepted, and the number of abstracts you have rejected."



The screenshot displays a user dashboard for 'RIG 12: Comparative Education'. The interface includes a dark sidebar with navigation options: 'Welcome', 'DASHBOARD' (highlighted), 'Pending Abstracts', 'Accepted Abstracts', and 'Rejected Abstracts'. The main content area features three summary cards: 'Assigned Abstracts' (2), 'Accepted Abstracts' (0), and 'Rejected Abstracts' (1). A 'LOGOUT' button is located in the top right corner, and a breadcrumb trail shows 'Home / Dashboard'.

Category	Count
Assigned Abstracts	2
Accepted Abstracts	0
Rejected Abstracts	1

Step 3:

"First, the Pending Abstract List will indicate the number of abstracts assigned in your list. You have three options:

1. **View:** You can see the full details of the abstract.

2. **Accept/Reject :** After viewing details, you have two options: accept the abstract or reject it."

The screenshot displays a web dashboard interface. On the left is a dark sidebar with navigation options: 'Welcome', 'DASHBOARD', 'Pending Abstracts' (highlighted in blue), 'Accepted Abstracts', and 'Rejected Abstracts'. The main content area has a header with a hamburger menu, 'RIG 12: Comparative Education', and a 'LOGOUT' button. Below the header is a blue banner for 'Pending Abstract List' and a breadcrumb 'Home / Pending Abstract List'. A table lists one pending abstract with columns for Sr.No., Author Name, Author Email, Author Phone, Affiliations, and Action. The Action column contains 'View', 'Accept', and 'Reject' buttons.

Sr.No.	Author Name	Author Email	Author Phone	Affiliations	Action
1	MAGANLAL S. MOLIA	msmolia99@gmail.com	9687693241	Department of Education, Saurashtra University, Rajkot -360005	View Accept Reject

Step 4:

"This is the abstract view page where you can see the full details of the abstract. You can access the user-uploaded abstract file by clicking on the '**View Abstract**' button."

The screenshot shows a web application interface for viewing an abstract. On the left is a dark sidebar with a 'Welcome' header and a menu containing 'DASHBOARD', 'Pending Abstracts', 'Accepted Abstracts', and 'Rejected Abstracts'. The main content area has a top navigation bar with a hamburger menu, a breadcrumb 'RIG 12: Comparative Education', and a red 'LOGOUT' button. Below this is the 'Abstract Details' section, which includes a 'BACK' button. The abstract information is displayed in a light gray box with the following details: 'Rig Title : Comparative Education', 'Abstract File : View Abstract' (with a blue button), 'Author Name : MAGANLAL S. MOLIA', 'Author Designation : Professor', 'Author Email : msmolia99@gmail.com', and 'Author Affiliation : Department of Education, Saurashtra University, Rajkot -360005'. A section titled 'Joint Author Details' is present but empty. Below this, the 'Abstract Title' is 'COMPARATIVE RESEARCH METHODS IN EDUCATION', the 'Abstract Keyword' is 'Comparative Research Methods,', and the 'Abstract Description' is a detailed paragraph about the methodology of comparative education. At the bottom of the page, a footer reads 'Copyright © 2024-2025 conference. All rights reserved.'

Step 5:

"This is the abstract Accepted Page where you can view all accepted abstracts."

Welcome

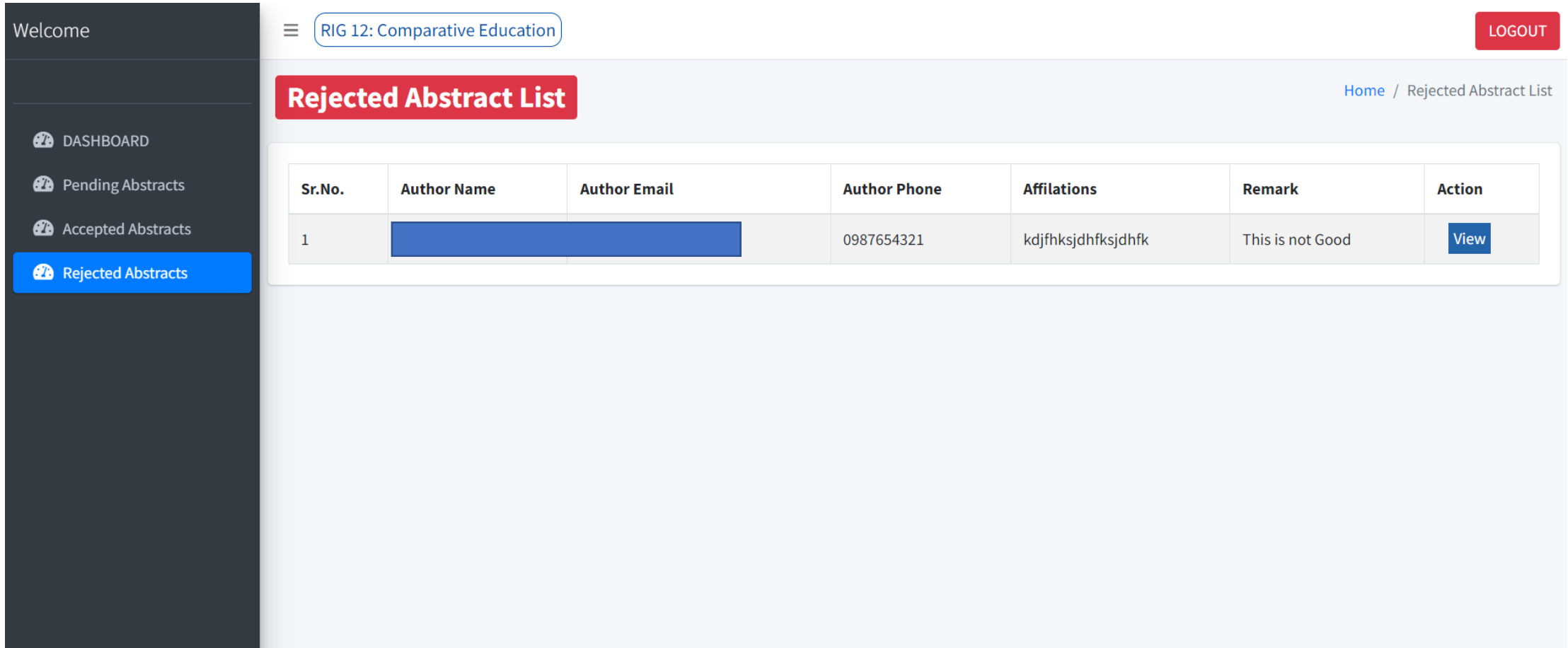
☰ (RIG 12: Comparative Education) LOGOUT

Accepted Abstract List [Home](#) / Accepted Abstract List

Sr.No.	Author Name	Author Email	Author Phone	Affiliations	Action
--------	-------------	--------------	--------------	--------------	--------

Step 6:

"This is the abstract Rejected Page where you can view all rejected abstracts."



The screenshot displays a web dashboard interface. On the left is a dark sidebar with navigation options: 'Welcome', 'DASHBOARD', 'Pending Abstracts', 'Accepted Abstracts', and 'Rejected Abstracts' (highlighted in blue). The main content area has a header with a hamburger menu, 'RIG 12: Comparative Education', and a 'LOGOUT' button. Below the header is a red banner for 'Rejected Abstract List' and a breadcrumb trail 'Home / Rejected Abstract List'. A table with 7 columns (Sr.No., Author Name, Author Email, Author Phone, Affiliations, Remark, Action) contains one row of data. The 'Author Name' and 'Author Email' fields in the row are redacted with a blue box. The 'Action' column contains a 'View' button.

Sr.No.	Author Name	Author Email	Author Phone	Affiliations	Remark	Action
1	[Redacted]	[Redacted]	0987654321	kdjfhksjdghfsjdhfk	This is not Good	View

Thank You